


Project Report for, 99,900 layer birds rearing per year,



PROJECT REPORT FOR 99,900 COMMERCIAL Layer Birds

Registered office; -

At _____ P.O. _____

Block _____ P.S.- _____ District _____

Farm Site,

Vill- _____ Mouja _____ P.O. _____

Block _____ P.S.- _____ District _____



Government of West Bengal
Directorate of Animal Resources & Animal Health
LB-2, Sector-III, Salt Lake City, Kolkata-700 106.

No. 4710 /5P-402/2016

Dated Kolkata, the 28th August, 2017

To
The General Secretary,
West Bengal Poultry Federation,
46/ C Chowringhee Road,
11th Floor, Everest Building,
Kolkata-700 071


Sub.: Vetting of Model Project proposals for Commercial Layer/ Duck Farm submitted by West Bengal Poultry Federation, 46/ C, Chowringhee Road, Everest Building, Kolkata-700 071.

Ref.: Your letter no. wbp/065/17-18 dated 01.08.2017

In reference to the subject cited above, following Model Project reports (8 nos.) for establishment of Commercial Layer /Duck Farm without feed production unit have been examined and **vetted for its technical feasibility** based on Animal Husbandry concept.

1. Commercial Layer Farm having capacity of 10,000 Layer/Year (1:1:5 plan) with project cost of Rs. 95.18 Lakh.
2. Commercial Layer Farm having capacity of 20,000 Layer/Year (1:1:5 plan) with project cost of Rs. 186.47 Lakh.
3. Commercial Layer Farm having capacity of 30,000 Layer/Year (1:1:5 plan) with project cost of Rs. 277.29 Lakh.
4. Commercial Layer Farm having capacity of 40,000 Layer/Year (1:1:5 plan) with project cost of Rs. 361.75 Lakh.
5. Commercial Layer Farm having capacity of 50,000 Layer/Year (1:1:5 plan) with project cost of Rs. 448.21 Lakh.
6. Commercial Layer Farm having capacity of 99,900 Layer/Year (1:1:5 plan) with project cost of Rs. 849.33 Lakh.
7. Commercial Layer Farm having capacity of 60,000 Layer/Year (1:3 plan) with project cost of Rs. 552.71 Lakh.
8. Commercial Duck Farm having capacity of 10,000 Duck Layer/Year (1:1:5 plan) with project cost of Rs. 115.16 Lakh.

However, this Directorate has no objection if it is be implemented in this state, subject to maintenance of appropriate bio-security practices and necessary technical approaches and on fulfilment of all other statutory obligations, if any.

 28.8.17

Director of Animal Husbandry and
Veterinary Services, West Bengal

No. 4710/1 /5P-402/2016

Dated Kolkata, the 28th August, 2017

Copy forwarded for kind information to :

The Pr. Secretary to the Govt. of West Bengal, ARDD, LB-2, Sector-III, Salt Lake City, Kolkata-700 106.

Director of Animal Husbandry and
Veterinary Services, West Bengal



Model Project Report of **Commercial Layer (Chicken) Farm** having capacity of around 99,900 Layer birds rearing per year (1:1:5 plan) without Feed production unit with project cost of Rs. 849.33 Lakh only has been examined and **vetted for its Technical feasibility** and this Directorate has no objection, if it is be implemented in this state subject to adoption of appropriate bio security procedures, necessary technical approaches and fulfilment of all other statutory obligation (if any).

Chini
28/08/17

28/08/17

28.8.17

Director of Animal Husbandry &
Veterinary Services, West Bengal



Name of the Farm

(Should be given before submission to the Bank)

**INDEX OF STATEMENT'S FOR 99,900
COMMERCIAL LAYER PER YEAR**

INTRODUCTION

PROJECT AT A GLANCE

SAMPLE FLOCK SCHEDULE

CAPITAL COST STATEMENT (PROJECT COST)

WORKING CAPITAL REQUIRMENT STATEMENT.

PRODUCTION COST STATEMENT 8 YEARS

INCOME STATEMENT FOR 8 YEARS

CASH FLOW STATEMENT FOR 8 YEARS

PROFITABILITY STATEMENT FOR 8 YEARS

LOAN REPAYMENT SEHEDULE.

DEPRECIATION STATEMENT

ESTIMATION WORKING RESULT



INTRODUCTION: Commercial poultry production is 48 years old confining only to the country popularly known Desi breeds. Since 1970 this poultry industry has undergone a phenomenal growth making the industry the fastest one. One production of increased in a high level after the adoption of hybrid birds.

The production of eggs has 79% from genetically improved layer and 21% from country popularly known Desi birds. India is the fifth highest egg producer in the world and the per capita consumption is now only 70. The Indian Council of Medical Research and National Institute of nutrition suggested 180 as the ideal level of consumption that resulted in going for hybrid poultry production.

Broilers were unknown in India before 42 years, as years past this variety occupied a good position among the Indian population. Now the poultry industry contributes about Rs. 1,10,000 cores to the GNP of the country. Moreover the export also increased from a meagre 0.05% to a whopping 4% today.

The poultry has distinct advantages over other vacations because:-

1. Small land requirement
2. Faster returns
3. Small initial capital investments
4. Planning for uniform and regular flow of income
5. Wider scope for expansion due to lower competition
6. Employment generation potential.

Poultry eggs and meats are important source of high quality proteins, minerals and vitamins to balance the human diet. Eggs are considered to be the nature's marvel providing the best quality protein food. An egg contains:-

1. Water - 74.0%
2. Carbohydrate -0.9%
3. Proteins -12.4%
4. Fat -11.7%
5. Ash -1.0%

Except this, an egg has calcium, iron, phosphorus, vitamin A, B, D, riboflavin and nicotinic acid. The presence of all these ensures better eye sight, healthy skin. Strong nerves, free from rickets, healthy mouth, tongue, lips, eyes and a glowing healthy skin.

Poultry meat is low in fat and rich in proteins and is recommended to patients with high blood pressure rather than other non-vegetation food items. Poultry manure contains nitrogen. Phosphorous, potassium and others organic matters. This is ideal for use in agriculture, thus has a good market potential.



ORGANISATION: - The promoters Descriptions,

(Should be written in details of address, experience regarding promoters)



ORGANISATION: - The promoters Descriptions,

(Should be written in details of address, experience regarding promoters)



SCOPE: Agriculture is the core sector of Indian economy and poultry fanning is considered as a major part of agriculture and allied activities. All districts of West-Bengal is ideal for this type of farming since the production and productivity is low in direct agriculture. In orders to increase the economy of the area poultry farming is recommended.

Though the per capita requirement of eggs in India is 180, India produces only 70 to 72 eggs per capita per year. Out of the total requirement of West Bengal it produces presently 4745 million and the rest is supplied by Andhra Pradesh.

West Bengal is considered as the 2nd largest consumer of egg.

The strategic location of Bengal provides good conditions for poultry fanning. This area has hot weather during April and May and the same come down in the next months. We can experience cool nights for a major period due to the monsoon.

TECHNICAL FEASIBILITY: While farming the Project Report special care is given in the different areas to special care is given in the different areas to ascertain the technical feasibility of the same.

The chicks i.e. Babcock BV 300 layer chicks are easily available from Eastern Hatcheries.

Good and balance nutrition Poultry feed is available in the market easily

The management of the proposed poultry farm will be safe at the hands of well experienced and highly know ledged supervisors. The promoters have identified them.

The required veterinary care and guidance will be available from West Bengal Government Animal Husbandry Dept., West-Bengal State Poultry Farm, Disease diagnostic Lab. University of Animal Resource and Fisheries Science of West Bengal, Veterinary Surgeons and Poultry Experts. The promoter has contacted them for an initial discussion over the matter and the same has been assured by them. Moreover, our veterinary doctor should be take care of our farm,

MARKETING ARRANGEMENTS: As stated earlier, the per capita egg production is very low in our country; it is felt that the gap between the requirement and supply is to be a bridged in order to improve the health condition of the poor people of the country.

West-Bengal has been shortage of eggs and fully depends on Andhra eggs and boosting the production of eggs can make up the requirements

Kolkata, the largest consumer of egg, and it is mainly depends on the Andhra Pradesh eggs. If the product is supplied to the Metropolitan city at a less cost than the Andhra Pradesh based supplier, in a short period, the unit will not find any difficulties in marketing the product.

Culled birds are in great demand due to its high protein value and less price. Moreover, people prefer Broiler chicken due to its fleshy nature.

The gunny bags are early acceptable to the market because it can be used for packing agricultural products.

Poultry farm manure is the best choice for farmer due to the high mineral values and Fish Farmer's used the manure presently a good source of Nitrogen, Phosphate and Potash.



ESTABLISHMENT OF POULTRY: The proposed unit has a well selected site which has the following advantages of a typical poultry site.

- # It is situated near the urban area giving easy access to chicks, feed, medicine, vaccine and market.
- # The site is well connected with motor able road even during rainy season.
- # Direction of shed will be East –West which shall strictly followed,
- # The site possesses good water distribution arrangements.
- # The proposed site is at an elevated place.
- # There is no commercial poultry farm within the periphery of 0.5 K.M
- # The area does not having any Water bodies nearby the farm site, within 0.5 K.M
- # The site is safely away from other small farms ensuring tough access to infectious diseases.
- # The area does not have any probability for stagnant water.

REARING OF BIRDS UNDER CAGE SYSTEM: This is the more scientific system than the usual deep litter system, considering the growth of population and the cost of building construction the poultry farmers are moving from the deep litter system to cage system.

The chicks are reared in different cages according to the age of the chicks.

BOODER CAGE: This system includes Brooder cages where chicks up to 8 weeks age are kept. The floor is covered with a paper to avoid damage of chick's legs.

GROWER CAGE: The chicks are reared under the system in a three-tier basis and the Birds of age up to next 12 weeks are kept.

LAYER CAGES: This is the cage where chicks of layer age are kept. Here the chicks are kept for 52 weeks up to culling.

Advantages under Cage System

	Deep litter system	Vs.	Cage system
I)	more shed space		Less shed space
ii)	More feed consumption		Less feed consumption.
iii)	High Mortality		Low Mortality.
iv)	Less number of eggs		More no. of eggs.
v)	Higher Investment		Low investment.

Floor space required (under cage system)

1.	Brooder shed (0 -8 weeks)	0.50 sq.ft.
2.	Grower shed (9 -20 weeks)	0.75 sq.ft.
3.	Layer shed	1.00 sq.ft.



MANAGEMENT OF LAYERS:-

These birds are shifted from grower cage to the layer cage just before they start laying eggs. Here special care is given to the chicks as this is the stage in which the farm generates profits for its survival.

Here the birds are kept under light because light acts as the powerful stimulant to the birds. This artificial light can be provided by fixing electric bulbs.

FEEDING:

High quality balance diet will be used in farming chicks/starter feed up to 8 weeks of age, grower feed for 9-16 weeks of age, and layer feeds for 17 -72 weeks of age shall be purchased as per requirement regarding on the age group of the layers. The detailed requirement schedule has been incorporated in the project report us per I S I standards.

	<u>METABULIC ENERGY</u>	<u>CRUDE PROTEIN</u>
Chicks Mash	2850-2900 KCAL	21
Grower Mash	2750-2800 KCAL	19
Layer Mash	2350-2750 KCAL	16 -19

This has been assessed as the standard one and the same may vary as per the climatically change from time to time.

WATERING OF THE BIRDS: It is always necessary to use fresh and clean drinking water. Cool drinking water supply for flock from Deep tube-well/Bore well through overhead tank and pipeline is to be given to avoid contaminations from Bacteria, fungal & virus etc. It is available in the farm as existing mini deep tube well with overhead tank and circulated in the farm by pipelines.

DISEASE PREVENTION/CONTROL:

- i} Clean sanitary conditions for poultry sheds and equipment, balanced feed, fresh clean water, are essential to prevent diseases of the flocks.
- ii} Entry of visitors is to be avoided to the farm, especially inside the sheds. If visitors are asked to dip their feet in a disinfectant solution and also wash and clean their hands and asked to wear aprons and boots, provided by the farm.
- iii} Proper vaccination schedule and veterinary guidelines are to be followed.
- iv} High quality vaccination will be purchased from reputed manufacturers.
- v} Dead birds should be immediately removed from shed and will be sent to laboratory for diagnosis or buried/burnt suitable away from the poultry shed.
- vi} The waste of the farm should be suitably disposed off. Different workers! Should be employed in brooding and layer sheds.
- vii} Any bird showing advance signs of a disease, should be removed from the shed and culled, it can be sent to laboratory for diagnosis.
- viii} Birds showing preliminary symptoms of disease should be shown and diagnosed by veterinarians and their recommendations should be followed so for medications/treatment are concerned.



- ix) Rats are important carriers of poultry disease, hence to be avoided; suitable rat poisons/rat traps to be used.
- x) Many poultry medication can be given in drinking water, in measured quantity of water, so the entire medicine will be quickly consumed and there will be no wastage of medicines.
- xi) Mild infection of a disease may cause mortality, and reduced growth. Hence good track record is to be maintained,
- xii) Separate workers will be engage for the different activities of the farm.
- xiii) Guidelines in regard to bio-security of Government of India will be followed as far as possible,
- Xiv) Veterinary Doctor will be take care the unit activities regarding poultry management, feed, bio-security, and also the poultry health in the farm.

Table-2

VACCINATION SCHEDULE

Effective and proper vaccination programme in layers is necessary to prevent mortality and losses from many dreadful poultry diseases. Vaccination programmes are available against the major poultry diseases viz., Ranikhet, Marek's disease and Fowl pox.

Vaccination Calendar

The vaccination schedule is a general guide. Each farm and area will require some changes in the schedule. Following table can be used as a general guidance.

Age in days	Vaccine	Administration
For Commercial layers		
0	Marek's	Subcutaneous injection (s/c inj.) at hatchery)
7	Ranikhet F/LaSota (lentogenic)	Eye drop
14-16	Live intermediate infectious bursal (IBD) Killed IBD (optional)	Eye drop 0.2-0.3 ml. a chick s/c inj. on the same day.
18-20	Infectious bronchitis (IB)	Eye drop
24-26	Live intermediate IBD	Eye drop
28-30	Ranikhet LaSota	Eye drop
38-40	Live intermediate IBD (Optional)	Eye drop/drinking water
49-56	Ranikhet RDVK/R2B (mesogenic)	s/c inj.
63-70	Fowl pox	Wing web puncture
84-91	IB (optional)	Drinking water
119-126	Ranikhet RDVK/R2B (mesogenic) or killed RD	s/c inj.

After peak production every 8 weeks Ranikhet Lasota via. Drinking water.

Note:

- i) It is necessary to keep proper records of date of vaccination and on vaccines used including type, batch no., and serial number, date of purchase and date of use of vaccine. This is essential for insurance claims.

Vaccination against Gambaro disease is advised in endemic areas

- ii) The latest vaccination schedule as suggested by Department of animal Husbandry.



Learn the Technical Terms

BROODER	0 – 8weeks
GROWER	9 – 16 weeks
LAYER	17 – 72 weeks
CULL	Sale to market as culled Bird,

17 POINTERS FOR BIGGER EGG PRODUCTION:

1. **Quality Bird:** Babcock BV300 birds, strain will perform best and is known to have good viability under these types of environmental conditions. Good chicks may cost more but they will perform better. Hence this practices to be followed in the farm.
2. **Housing:** There should be ample fresh air in this cage system. We have good land as one side and cultivated land on the other. So free air and proper ventilation is available.
3. **Crowding:** Crowding is avoided since the farm follows cage management.
4. **Feeding:** Fresh feed should be given to the birds,
5. **Watering:** Deep well water will be supplied through overhead water tank and pipeline. Hence any type of contamination can be overcome.
6. **Lighting:** Light will be maintained as per proper light schedule. There is standing by generator of the firm. So, maintaining proper light schedule is possible.
7. **Vaccination:** Expert's schedule from vetty, Dept. and reputed manufacture will be followed as per vaccinations schedule of commercial layers.
8. **De-Beaking:** Correct debeaking programme, to be followed as poor De-beaking can adversely effect egg production.
9. **Culling:** Unsuitable and uneconomic birds are to be timely culled.
10. **Health:** Watch for early signs of disease for its timely treatment before it flares up in a big way, some of the symptoms that indicate the onset of disease problems are drop in egg production and feed consumptions, increased morbidity and mortality, inactivity and lack of vigour, droopy ruffled appearance and respiratory distress. Sudden change in egg quality etc. Those points are to be taken care. Expert doctor will be engaged.



11. **Sanitation:** Sanitary measure is of vital importance in poultry operation. Keep roundworms, tapeworms and cecal worms under control. External parasites can cause serious farm hazards and can reduce production if unchecked. De worming at regular intervals should be practiced. Disinfection's and timely cleaning will be done at regular intervals by using required disinfecting medicines and cleaning materials and chemicals.
12. **Egg Quality:** Respiratory and intestinal disease should be kept under control for the maintenance of quality of egg shells. Indiscriminate use of sulpha drug can effect the egg shell quality. The use of tetracycline can however, improve it.
13. **Records :** A daily record of live stock birds register, feed stock, raw materials stock, mortality, culling, sales register, flexed assets register, godown stock registrar. Equipment stock, medicines and vaccinations stock (also expiry) cash book, ledger income and expenditure, records are essential to help, improve farming efficiency. This will help pinpoint any emerging trouble and its timely solution.
14. There should be
 - Visitor register, (preferably restricted),
 - Vehicle entry register (that should be entry after disinfection and cleaning before the gate entry)
 - Disinfect spray schedule register and that protocol of disinfect
15. **Routine checking:** All critical items of management should be listed on a daily, weekly or seasonal check list. Every item must be checked. It helps top locate the cause of trouble when it occurs. Routine checks are cleaning and refilling of drinkers feeders, cleaning of house and spraying insecticide, culling of birds, checking all electrical lines, cleaning the bulbs/lamps, egg collections, packaging, marketing etc.
16. Regular health check up program for the workers and all in the farm premises
17. **T .L, Tender Loving Care.**



POLLUTION CONTROL MEASURE

The poultry farming is the Agro-based Industry and the proposed Farm site is far distance from the population and maintain to new population policy but no population clearance is required for set up the farm two sides of the proposed land are by forest Land and Forest also.

The unit will be maintaining the following steps.

1. **Emission:** Stand by Diesel Generator room will provide with residential silencer. Stack of silencer will be height not more than 15 ft.
2. **Water:** For maintaining the farm, company will be having own deep tube well for meet up the necessity of the water for the unit. There is no chance of pollution water for consumption of Poultry Birds and domestic (Staff and others).
3. **Solid waste:** Poultry Manure is organic manure. The farming will be totally cage farming it will be hygienically maintained and the manure will be sales at a good demand for 1. Direct agriculture, 2. Fisheries, 3. Vermi culture for Bio fertilizer.

The manure having good source of calcium, nitrogen, phosphate, potash will be helpful to direct agricultural for good source of organic manure instead of chemical fertilizer.

4. Good Housekeeping to be maintained as a Professional farming and the farm fully rearing by cage system.
5. Tree planting will be three meters distance along the periphery of the farming.
6. Vacant area should be converted into vegetable cultivation, horticulture and floriculture.
7. **Staff Parameter:** There should be urinals and latrines and domestic effluent to be discharged through septic tank to soak pit within the farm area.
8. Cost of tree plantation will be minimum as a level of project and it may be maintain possibly from the cost of boundary and fencing and it will be maintain from companies own fund.

SOCIAL OBLIGATION:

Company/unit should be careful about the areas social development, like rural health, education & educational materials etc. and units will be try to up liftment of rural poverty through different way of social services in that particular area. Employment is the main source of economic up liftment of that area. Besides the economic up Liftment Company will be try to develop the area's own culture when the area is the backward area in west Bengal



BIRD FLOW CHART

1+1+5 system

B. No.	Brooder Shed	Grower Shed	Layer Shed 1	Layer Shed 2	Layer shed 3	Layer shed 4	Layer shed 5
1.	0-8 wks.	9-16 wks.	17-72 wks.	-	-	-	-
2.	13-20 wks.	21-28 wks.	-	29-85	-	-	-
3.	25-32 wks.	33-40 wks.	-	-	41-97	-	-
4.	37-44 wks.	45-52 wks.	-	-	-	53-109	-
5.	49-56 wks.	57-64 wks.	-	-	-	-	65-121
6.	61-68 wks.	69-76 wks.	77-133	-	-	-	-

Note:

1. Chicks are purchased once in 12 weeks.
2. Chicks stay for 8 weeks in brooder shed, 8 weeks in grower shed and 56 weeks in layer shed (4+52 weeks)
3. Birds are culled at 72 weeks of their age.
4. Shed vacancy period is 4 weeks for all sheds.



TABLE - 1

BIRD FLOW CHART

YEAR	BATCH	BROODER SHED	GROWER SHED	LAYER SHED 1	LAYER SHED 2	LAYER SHED 3	LAYER SHED 4	LAYER SHED 5	BATCHES PURCHASED	BROODING WEEKS	GROWING WEEKS	LAYING WEEKS	BATCHES CULLED
(1)	(2)	(3)	(4)	(5)	(6)	(7)	(8)	(9)	(10)	(11)	(12)	(13)	(14)
I	01	13-20	21-28	29-52					01	08	12	20	-
	02	25-32	33-40		41-52				01	08	12	08	-
	03	37-44	45-52						01	08	08	-	-
	04	49-52							01	04	-	-	-
II	01			01-32c					04	28	32	28	-
	02				01-44c				-	-	-	32	01 B1
	03					01-52			-	-	-	44	01 B2
	04	01-04	05-12				13-52		-	-	04	48	-
	05	09-16	17-24					25-52	01	08	12	24	-
	06	21-28	29-36	37-52					01	08	12	12	-
	07	33-40	41-48		49-52				01	08	12	-	-
	08	45-52							01	08	-	-	-
III	03					01-04c			04	36	52	196	02
	04						01-16c		-	-	-	04	01 B3
	05							01-28c	-	-	-	16	01 B4
	06			01-40c					-	-	-	28	01 B5
	07				01-52c				-	-	-	40	01 B6
	08		01-12			13-52			-	-	-	52	01
									-	-	12	40	-
									-	-	12	180	05

C/O



(1)	(2)	(3)	(4)	(5)	(6)	(7)	(8)	(9)	(10)	(11)	(12)	(13)	(14)
				B/F									
	09	05-12	13-20				21-52		01	08	12	180	05
	10	17-24	25-32					33-52	01	08	12	28	-
	11	29-36	37-44	45-52					01	08	12	16	-
	12	41-48	49-52						01	08	4	04	-
									04	32	52	228	05
AND SO ON													
	IV								05	36	52	224	04
	V								04	36	52	224	05
	VI								04	32	52	228	05
	VII								05	36	52	224	04
	VII								04	36	52	224	04

Assumptions :

1. Shed construction period – 12 weeks;
2. Hence Batch 1, arrives by 13th week in the 1 year.
3. One year – 52 weeks.
4. Birds which do not complete their brooding/growing/laying period within the year the remaining period is carried to the next year.
5. After 72 weeks of total stay, birds are called (C).



PROJECT AT A GLANCE (Figure in lac.)

99900 NOS COMMERCIAL LAYER PER YEAR

- 1 Nature : Farm for Repairing of **99900 commercial layer per year.**
 2 Total Project Cost Rs. **849.33 Lacs**
 3 Term Loan from Bank Rs. **591.94 Lacs** Financed from _____ Branch, and own Investment Rs. **197.31 Lacs.**
 4 Working Capital from Bank for farm Section Rs. **45.06 Lacs** _____ and Own Investment Rs. **15.02 Lacs.**

	1 st Year	2 nd Year	3 rd Year	4 th Year	5 th Year	6 th Year	7 th Year	8 th Year
Operating Result								
A) Gross Revenue	152.91	1067.56	1280.63	1244.83	1260.02	1280.63	1244.83	1244.83
B) Profit Before Tax	-86.88	223.01	340.79	305.95	327.73	340.79	305.95	312.54
C) % of Profit Before Tax	-56.82%	20.89%	26.61%	24.58%	26.01%	26.61%	24.58%	25.11%



SCHEME FOR

**99,900 COMMERCIAL LAYER BIRDS
1+1+5 SYSTEM**

-15-

PRODUCTION PARAMETERS:-

No of Layers to the Farm
 No of Birds/ Batch
 Frequency of Chicks Purchase
 Method of Rearing
 Shed Vacancy Period
BATCH SIZE:-
 CHICKS (Brooding Period)
 GROWER (Growing Period)
 LAYER FLOCKS(Each Batch)
 CULL'S (Cull's Selling Time Stock)

99,900	free 5%
19,980	free 5%

once in 12 Weeks
 1+1+5 under Cage
 Rearing System
 4 Weeks
 Mortality
 3%
 2%
 5%

SIZE OF THE SHED

NORMS
 Shed Space
 Per Brooder/Chick
 Per Grower
 Per Layer

0.50 Sq Ft.
 0.75 Sq Ft.
 1.00 Sq Ft.

Brooder Shed
 Grower Shed
 Layer Shed

10,490 Sq Ft.
 15,262 Sq Ft.
 99,900 Sq Ft.

Cost of Shed Construction Cost

Rs. 280 Per Sq Ft.

PERIOD OF STAY :-

Chick's/ Brooders
 Growers
 Laying Period.

8 Weeks
 8 Weeks
 4+52 Weeks

4 weeks for Pre-Laying Time.

COST OF CAGES

Per Brooder/Chick
 Per Grower cum Layer Birds
 Per Layer Birds

Rs 70 Per Bird's
Rs 75 Per Bird's
Rs 105 Per Bird's

Cost of Infrastructure development


includes Internal Road, Vechile Washing system,Dead Birds
 Disposal system/Pit Lum Sum Cost

4,50,000



SEHEME FOR 99,900 COMMERCIAL LAYER BIRDS -16-
1+1+5 SYSTEM

Feed Requirement	0.25 Kg per Chick's/Per Week
Brooder's/ Chicks	0.45 Kg per Grower's/Per Week
Growers	0.784 Kg per Layer's/Per Weeks
Layers	
COST FEED	
Chick's/Brooders Feed	22.75 Per Kg Cost
Growers Mash	20.00 Per Kg Cost
Layer Feed/ Mash	19.75 Per Kg Cost
	Ps.Per Chicks per week's
COST OF MEDICINES/VACCINATION	
CHICKS (Brooding Period)	0.25 Ps.Per Grower's per week's
GROWER (Growing Period)	0.20 Ps.Per Layer's per week's
LAYER'S (Laying Period)	0.20 % P.A
Interest on Bank Loan	10.25 % for Working Capital Loan C/C
OTHER'S EXPENSES	
Wages for workers	6,500.00 per labour's per month's
salaries for Manager / Supervisor	8,500.00 per Supervisor per month's
Power's and Fuel's	80,000.00 per month's
Insurance for capital investment	1.25 Per Thousand
Insurance for Birds (0-72 weeks)	3.75 per Birds
Misc. Expense	50,000.00 per month's
Sale Value of Egg	4.00 Per Egg
Sale Value Of Cullied Birds	80.00 Per Cullied Birds
AVAILABILITY OF MANURE	
upto Grower's stage (0-20 Weeks)	
During Laying Stage	
Farm Gate Price	
	1,300.00 per M.T
CULL'S BIRDS SALES	
Available	
1 st year	0
2nd year	37,962
3rd year	94,905
4th year	75,924
5th year	94,905
6th year	94,905
7th Year	75,924
8th Year	75,924
	20.00
	0



""A"" PROJECT REPORT FOR

99,900 COMMERCIAL LAYER SYSTEM 1:1:5

-17-

CAPITAL COST STATEMENT

SL.NO	GROUP AND PARTICULARS	NO	UNIT COST	TOTAL COST	BANK LOAN	OWN CONTRIBUTION
A. LAND DEVELOPMENT :- In Acre						
B. SHED & BUILDING						
1	Land Boundary In Acre	14	50,000	7,00,000	5,25,000	1,75,000
2	Cost of Infrastructure development	14	4,50,000	4,50,000	3,37,500	1,12,500
3	Brooder/ Chicks Shed sq. ft	10,490	280	29,37,060	22,02,795	7,34,265
4	Grower shed sq ft	15,262	280	42,73,422	32,05,067	10,68,356
5	Layer Shed's 5 nos in sq ft	99,900	280	2,79,72,000	2,09,79,000	69,93,000
6	Office Building sq ft	600	450	2,70,000	2,02,500	67,500
7	office Furniture and Computers & Printers			3,50,000	2,62,500	87,500
8	Egg's store sq ft	1,500	320	4,80,000	3,60,000	1,20,000
9	Generator Room	300	280	84,000	63,000	21,000
10	Supervisor and Workers Quarter sq ft	1,000	280	2,80,000	2,10,000	70,000
11	Managers Quarter sq ft	250	280	70,000	52,500	17,500
C CAGE'S AND EQUIPMENT						
1	Chick's/ Brooder Cage no of Birds Nos	20,979	70	14,68,530	11,01,398	3,67,133
2	Grower's cum Layer Cage no of Birds Nos	20,350	75	15,26,222	11,44,667	3,81,556
3	Layer Cage's no of Birds Nos	99,900	105	1,04,89,500	78,67,125	26,22,375
4	Other Poultry Keeping Equipment L.S			0	0	0
D.						
1	Feed store (Sq Ft)	1,000	360	3,60,000	2,70,000	90,000
2	Feed conveyer for Grower & Layer Birds	1,20,250	7	8,41,747	6,31,311	2,10,437
3	Feed Trolley for Grower & Layer Birds	1,20,250	5	6,01,248	4,50,936	1,50,312
4	Godwon for Packing Materials	400	260	1,04,000	78,000	26,000
E.WATER SUPPLY SYSTEM						
1	Cost of Borewell			1,50,000	1,12,500	37,500
2	Cost of Water Pump with system			40,000	30,000	10,000
3	Cost of water overhead Tank			1,00,000	75,000	25,000
4	cost of water main Line Birds nos	1,41,229	2	2,82,457	2,11,843	70,614
5	Cost of water distrubution Line Birds Nos	1,41,229	2	2,82,457	2,11,843	70,614
				5,58,62,645	4,18,96,983	1,39,65,661



WORKING CAPITAL REQUIREMENT (C/C)

Figure in Lacs

A For FARM SECTION

SI.No.	Particulars	Amount
1	Ready feed with Balanced by vitamins and minerals required 1 weeks/7 days Production of feed. Calculation based upon 3rd year projected feed requirement to running on full capacity, As per schedule No-Table -2	16.13
2	Essential Medicine & Vaccination for 3 months stock, Calculation based upon 3rd year projected feed requirement to running on full capacity As per schedule No- Table -2	1.08
3	Advance for one bachchs of Chicks as per chicks table	6.59
4	other Expenditure for one months As per projected Table -	5.15
5	Products sales on credit for 1 week as per egg production statement & As per tota sales statement in cash flow statement as per table -8	24.63
6	Packging materials requirement L.S	6.50
	TOTAL WORKING CAPITAL REQUIREMENT	60.08
	Less Margin 25%	15.02
	BANK LOAN C/C FOR FARM SECTION	45.06



LOAN REQUIREMENT & PROJECT COST (Figure in Lac)

Particulars of Loan		Nature of Loan	Project Cost	Bank Loan	Margin Companies Share
TERM LOAN					
1	Term Loan for Set-Up commercial Layer Poultry Unit	Term Loan	789.25	591.94	197.31
Total Term Loan			789.25	591.94	197.31
WORKING CAPITAL(C/C)					
A	For Farm Section	Cash Credit	60.08	45.06	15.02
TOTAL FUND OUTLAY		Total	849.33	636.99	212.33



STATEMENT OF FEED & MEDICINE COST

Year	No of Birds	Weeks	Feed Requirement Per Birds.inGrms/Week	Total feed Consumption Per Week/ Kg.	Feed Cost Per Kg	(Rs in Lac.)		(Rs in Lac.)		(Rs in Lac.)	
						Total Feed Expense.	Total Yearly feed	Cost of Medicine/Bird Per Week	Total Cost of Medicine	Total Yearly Cost	
BROODERS											
1	20979	28	0.250	146853	22.75	33.41			0.25	1.47	
2	20979	36	0.250	188811	22.75	42.95			0.25	1.89	
3	20979	32	0.250	167832	22.75	38.18			0.25	1.68	
4	20979	36	0.250	188811	22.75	42.95			0.25	1.89	
5	20979	36	0.250	188811	22.75	42.95			0.25	1.89	
6	20979	32	0.250	167832	22.75	38.18			0.25	1.68	
7	20979	36	0.250	188811	22.75	42.95			0.25	1.89	
8	20979	36	0.250	188811	22.75	42.95			0.25	1.89	
GROWERS											
1	20350	32	0.450	293035	20.00	58.61			0.20	1.30	
2	20350	52	0.450	476181	20.00	95.24			0.20	2.12	
3	20350	52	0.450	476181	20.00	95.24			0.20	2.12	
4	20350	52	0.450	476181	20.00	95.24			0.20	2.12	
5	20350	52	0.450	476181	20.00	95.24			0.20	2.12	
6	20350	52	0.450	476181	20.00	95.24			0.20	2.12	
7	20350	52	0.450	476181	20.00	95.24			0.20	2.12	
8	20350	52	0.450	476181	20.00	95.24			0.20	2.12	
LAYERS											
1	19980	28	0.784	438601	19.75	86.62			0.20	1.12	3.89
2	19980	196	0.784	3070207	19.75	606.37			0.20	7.83	11.84
3	19980	228	0.784	3571465	19.75	705.36			0.20	9.11	12.91
4	19980	224	0.784	3508808	19.75	692.99			0.20	8.95	12.96
5	19980	224	0.784	3508808	19.75	692.99			0.20	8.95	12.96
6	19980	228	0.784	3571465	19.75	705.36			0.20	9.11	12.91
7	19980	224	0.784	3508808	19.75	692.99			0.20	8.95	12.96
8	19980	224	0.784	3508808	19.75	692.99			0.20	8.95	12.96



COST OF DAY OLD CHICKS (DOC)

YEAR	No of CHICKS Per Batch	No of Batches	Total No of CHICKS	cost of one D.O.C	Rs In Lac. Total Cost of CHICKS
1	19980	4	79920	33.00	26.37
2	19980	4	79920	33.00	26.37
3	19980	4	79920	33.00	26.37
4	19980	5	99900	33.00	32.97
5	19980	4	79920	33.00	26.37
6	19980	4	79920	33.00	26.37
7	19980	5	99900	33.00	32.97
8	19980	4	79920	33.00	26.37



OTHER EXPENSES

SL.NO	PARTICULARS	YEARS								
		1	2	3	4	5	6	7	8	
1	Salary & Wages	Total	46.18	46.18	46.18	46.18	46.18	46.18	46.18	46.18
	1 Manager	No								
		Salary	11,000							
	1 Manager/Supervisor	No	2							
		Salary	8500							
	2 Worker	No	55							
		Salary	6500							
2	Power & Fuel		960000	9.60	9.60	9.60	9.60	9.60	9.60	9.60
3	Insurance on Birds		374625	0.00	3.75	3.75	3.75	3.75	3.75	3.75
4	Insurance on Fixed Assets		71407	0.00	0.71	0.71	0.71	0.71	0.71	0.71
5	Misc. Expenditure		600000	6.00	6.00	6.00	6.00	6.00	6.00	6.00
	Total Expenditure			61.78	61.78	61.78	61.78	61.78	61.78	61.78
	1st Year 50% of Total			30.89						

1st Year other expenditure will be 50% of Total expense

In Rupees **15,44,500**



STATEMENT OF INCOME FOR SALES OF EGG'S & CULLED BIRDS

YEAR	No of Birds Purchased	No of Birds Layers Available	No of Lay Weeks	Egg Production Per Birds 330 no of Egg in 52 Weeks	Total Egg Production No	Sale Value EGG'S	Sale Value of Total Egg	Sale Value of Culled Birds		TOTAL INCOME
1	20,979	19,980	28	6.35	35,52,444	4.00	142.10			142.10
2	20,979	19,980	196	6.35	2,48,67,108	4.00	994.68	30.37		1,025.05
3	20,979	19,980	228	6.35	2,89,27,044	4.00	1,157.08	75.92		1,233.01
4	20,979	19,980	224	6.35	2,84,19,552	4.00	1,136.78	60.74		1,197.52
5	20,979	19,980	224	6.35	2,84,19,552	4.00	1,136.78	75.92		1,212.71
6	20,979	19,980	228	6.35	2,89,27,044	4.00	1,157.08	75.92		1,233.01
7	20,979	19,980	224	6.35	2,84,19,552	4.00	1,136.78	60.74		1,197.52
8	20,979	19,980	224	6.35	2,84,19,552	4.00	1,136.78	60.74		1,197.52



STATEMENT OF GUNNY BAGS SALES

YEAR	Feed Consumed in / KG			Total Feed Consumed./KG	No of Gunny Bags Available	Rate Per Bags in Rs.	Total Income in Lac.
	Brooders	Growers	Layers				
1	1,46,853	2,93,035	4,38,601	8,78,489	11,713	20	2.34
2	1,88,811	4,76,181	30,70,207	37,35,199	49,803	20	9.96
3	1,67,832	4,76,181	35,71,465	42,15,478	56,206	20	11.24
4	1,88,811	4,76,181	35,08,808	41,73,800	55,651	20	11.13
5	1,88,811	4,76,181	35,08,808	41,73,800	55,651	20	11.13
6	1,67,832	4,76,181	35,71,465	42,15,478	56,206	20	11.24
7	1,88,811	4,76,181	35,08,808	41,73,800	55,651	20	11.13
8	1,88,811	4,76,181	35,08,808	41,73,800	55,651	20	11.13



STATEMENT OF INCOME (SALES OF POULTRY MANURE)

YEAR	Batch Size for Brooder & Groger				Laying Weeks		Manure		Total Qty Manure	Manure Per Bird/K.G	Total Qty/Layers	Total Available Qty	Rate of Manure M.T	Total Income from Manure
	Brooders		Growers		Brooder & Groger Weeks	Per Bird/Week	Total Qty Manure							
	Brooders	Growers	Brooders	Growers										
1	20979	20349.63	60	0.300	371958	28	0.500	279720	651678	1300	8.47			
2	20979	20349.63	88	0.300	545538	196	0.500	1958040	2503578	1300	32.55			
3	20979	20349.63	84	0.300	520741	228	0.500	2277720	2798461	1300	36.38			
4	20979	20349.63	88	0.300	545538	224	0.500	2237760	2783298	1300	36.18			
5	20979	20349.63	88	0.300	545538	224	0.500	2237760	2783298	1300	36.18			
6	20979	20349.63	84	0.300	520741	228	0.500	2277720	2798461	1300	36.38			
7	20979	20349.63	88	0.300	545538	224	0.500	2237760	2783298	1300	36.18			
8	20979	20349.63	88	0.300	545538	224	0.500	2237760	2783298	1300	36.18			

Figure in Lac

19980


Layer Batch



INCOME & EXPENDITURE STATEMENT

PARTICULARS/YEARS	1	2	3	4	5	6	7	8
EXPENSES								
1. Chicks	26.37	26.37	26.37	32.97	26.37	26.37	32.97	26.37
2. Feed.	178.64	744.56	838.78	831.18	831.18	838.78	831.18	831.18
3. Medicine.	3.89	11.84	12.91	12.96	12.96	12.91	12.96	12.96
4. Others	30.89	61.78	61.78	61.78	61.78	61.78	61.78	61.78
5. Administrative Expense	11.99	42.23	46.99	46.94	46.61	46.99	46.94	46.61
TOTAL EXPENSES	239.79	844.55	939.84	938.88	932.29	939.84	938.88	932.29
INCOME								
1. Eggs	142.10	994.68	1157.08	1136.78	1136.78	1157.08	1136.78	1136.78
2. Culls	0.00	30.37	75.92	60.74	75.92	75.92	60.74	60.74
3. Manure	8.47	32.55	36.38	36.18	36.18	36.38	36.18	36.18
4. Gunney Bags	2.34	9.96	11.24	11.13	11.13	11.24	11.13	11.13
TOTAL INCOME	152.91	1067.56	1280.63	1244.83	1260.02	1280.63	1244.83	1244.83
NET INCOME	-86.88	223.01	340.79	305.95	327.73	340.79	305.95	312.54

** As all recurring expenses in the 1st year has been considered for composit term loan actual Flow will be Rs **109.61**
The amount in the project cost Rs. **196.49** lacs for Chicks, Feed, Medicine and other cost



ESTIMATION OF WORKING RESULT

YEAR	I	II	III	IV	V	VI	VII	VIII
Revenue Earning (Income)	152.91	1067.56	1280.63	1244.83	1260.02	1280.63	1244.83	1244.83
Total Expenses (Chicks, Feed, Medicine, Others)	Provide by Bank Loan	844.55	939.84	938.88	932.29	939.84	938.88	932.29
Interest	0.00	69.09	61.35	51.04	40.72	30.41	20.09	9.78
Depreciation	0.00	49.62	43.17	37.59	32.75	25.31	25.26	22.07
Cash Accrual	152.91	104.30	236.26	217.33	254.25	285.07	260.60	280.70
Add Back Depreciation	0.00	49.62	43.17	37.59	32.75	25.31	25.26	22.07
Net Cash Accrual	152.91	153.93	279.43	254.92	287.01	310.38	285.86	302.77
(-) Repayment Principal	0.00	49.12	98.24	98.24	98.24	98.24	98.24	98.24



REPAYMENT SCHEDULE WITH DSCR

(Figure in lakh)

Year	Opening Balance of Term Loan	Principal Repayment of Term loan	Closing Balance of Term Loan	Interest on Term Loan	Interest on Working Capital @	Total Interest for P/L Account	T.L Installment + Interest on T.L	PAT Before Depreciation + T.L Interest	PAT Before Depreciation	Gross Average D.S.C.R	Net Average D.S.C.R	
											D.S.C.R	D.S.C.R
1	591.94	0.00	591.94	10.25	10.25	0.00	0.00	74.51	74.51	0.00	0.00	0.00
			638.55									
		Interest Capitalised 1st yr										
2	638.55	49.12	589.43	64.47	4.62	69.09	113.59	174.35	109.88	1.53	2.24	2.24
3	589.43	98.24	491.19	56.73	4.62	61.35	154.97	232.39	175.66	1.50	1.79	1.79
4	491.19	98.24	392.96	46.42	4.62	51.04	144.66	203.27	156.86	1.41	1.60	1.60
5	392.96	98.24	294.72	36.10	4.62	40.72	134.34	214.21	178.10	1.59	1.81	1.81
6	294.72	98.24	196.48	25.79	4.62	30.41	124.03	217.75	191.96	1.76	1.95	1.95
7	196.48	98.24	98.24	15.47	4.62	20.09	113.71	190.29	174.82	1.67	1.78	1.78
8	98.24	98.24	0.00	5.16	4.62	9.78	103.40	191.09	185.93	1.85	1.89	1.89
										1.62	1.87	1.87

1 * WORKING CAPITAL LOAN (C/C) Interest Farm Section for Rs. **45.06** Lacs

Total Rs. **45.06** Lacs

and annual interest for those C.C will be **4.62** Lacs.

2 Holiday period 18months. Repayment will be start after 18 months from the First date of disbursement. or one year from the 1st chicks arrival. to the Farm. Whichever is Latter.

Gross Average D S C R **1.62**

Net Average D S C R **1.87**

Lacs

Lacs



DEPRECIATION CALCULATION TABLE (W.D.V.)

(Rs in Lacs)

YEAR	SHED/CIVIL CONSTRUCTION -10%			CAGE/ MACHINERY -15%			TOTAL	
	Op. Balance	Depreciation	Cl. Balance	Op. Balance	Depreciation	Cl. Balance	TOTAL DEPRECIATION	TOTAL CL. BALANCE
1	372.76	0.00	372.76	198.49	0.00	198.49	0.00	571.26
2	198.49	19.85	178.64	198.49	29.77	168.72	49.62	521.63
3	178.64	17.86	160.78	168.72	25.31	143.41	43.17	478.46
4	160.78	16.08	144.70	143.41	21.51	121.90	37.59	440.87
5	144.70	14.47	130.23	121.90	18.28	103.61	32.75	408.12
6	130.23	9.77	120.46	103.61	15.54	88.07	25.31	382.81
7	120.46	12.05	108.42	88.07	13.21	74.86	25.26	357.55
8	108.42	10.84	97.58	74.86	11.23	63.63	22.07	335.48



CASH FLOW STATEMENT

Figure in Lakh

DESCRIPTION & REFERENCE	1ST YEAR	2ND YEAR	3RD YEAR	4TH YEAR	5TH YEAR	6TH YEAR	7TH YEAR	8TH YEAR
INFLOW								
Capital	197.31	15.02						
Bank Term Loan	591.94	0.00						
Interest Capitalised	46.62	0.00						
Bank Working Capital Loan	0.00	45.06						
Net Profit Before Depreciation	74.51	135.70	232.44	207.97	240.39	263.39	238.92	256.15
TOTAL	910.38	195.77	232.44	207.97	240.39	263.39	238.92	256.15
OUTFLOW								
Acquisition of Fixed Assets	571.26							
Cost for Birds Flocks Stock	220.00	24.00						
Cost of Buffer/Working stock	0.00	80.00						
Repayment of Term Loan	0.00	49.12	98.24	98.24	98.24	98.24	98.24	98.24
Tax Paid	0.00	25.82	56.78	51.11	62.29	71.42	64.10	70.23
TOTAL	791.26	178.94	155.02	149.35	160.53	169.66	162.34	168.46
NET INFLOW (OUTFLOW)	119.12	16.83	77.42	58.62	79.86	93.73	76.58	87.69
OPENING CASH & BANK BALANCES	0.00	119.12	135.95	213.38	271.99	351.86	445.58	522.16
CLOSING CASH & BANK BALANCES	119.12	135.95	213.38	271.99	351.86	445.58	522.16	609.85

Working capital should be disbursed from incoming of 1st flock arrival



PROJECTED PROFIT AND LOSS ACCOUNT

DESCRIPTION & REFERENCE	Figure in Lacs							
	1ST YEAR	2ND YEAR	3RD YEAR	4TH YEAR	5TH YEAR	6TH YEAR	7TH YEAR	8TH YEAR
A. INCOME								
Income from Sales	152.91	1,067.56	1,280.63	1,244.83	1,260.02	1,280.63	1,244.83	1,244.83
TOTAL INCOME	152.91	1,067.56	1,280.63	1,244.83	1,260.02	1,280.63	1,244.83	1,244.83
B. EXPENDITURE								
Total Expenditure	239.79	844.55	939.84	938.88	932.29	939.84	938.88	932.29
Interest	46.62	69.09	61.35	51.04	40.72	30.41	20.09	9.78
Depreciation	0.00	49.62	43.17	37.59	32.75	25.31	25.26	22.07
Administrative Expenditure	11.99	42.23	46.99	46.94	46.61	46.99	46.94	46.61
	0.00	0.00	0.00	0.00	0.00	0.00	0.00	0.00
TOTAL EXPENDITURE	298.40	1,005.48	1,091.36	1,074.45	1,052.38	1,042.55	1,031.18	1,010.75
NET CREDIT -(A-B)	-145.49	62.08	189.27	170.38	207.64	238.08	213.66	234.08
Opening stock of Birds	0.00	220.00	244.00	244.00	244.00	244.00	244.00	244.00
Closing Stock of Birds	220.00	244.00	244.00	244.00	244.00	244.00	244.00	244.00
	0.00	0.00	0.00	0.00	0.00	0.00	0.00	0.00
PROFIT BEFORE TAXATION	74.51	86.08	189.27	170.38	207.64	238.08	213.66	234.08
PROVISION FOR TAXATION	0.00	25.82	56.78	51.11	62.29	71.42	64.10	70.23
PROFIT AFTER TAXATION	74.51	60.25	132.49	119.27	145.35	166.65	149.56	163.86
NET PROFIT BEFORE DEPRECIATION	74.51	135.70	232.44	207.97	240.39	263.39	238.92	256.15
Net Profit after tax Before Depreciation	74.51	109.88	175.66	156.86	178.10	191.96	174.82	185.93



PROJECTED BALANCE SHEET

Figure in Lakh

DESCRIPTION & REFERENCE	1ST YEAR	2ND YEAR	3RD YEAR	4TH YEAR	5TH YEAR	6TH YEAR	7TH YEAR	8TH YEAR
LIABILITIES								
Capital	197.31	212.33	212.33	212.33	212.33	212.33	212.33	212.33
Bank Loan (Term Loan)	638.55	589.43	491.19	392.96	294.72	196.48	98.24	0.00
Bank Loan (Working capital)	0.00	45.06	45.06	45.06	45.06	45.06	45.06	45.06
Reserve & Surplus	74.51	134.77	267.26	386.52	531.87	698.53	848.09	1,011.95
Tax Provision	0.00	25.82	56.78	51.11	62.29	71.42	64.10	70.23
TOTAL	910.38	1,007.41	1,072.62	1,087.98	1,146.27	1,223.81	1,267.81	1,339.56
ASSETS								
Fixed Assets Less Depreciation	571.26	521.63	478.46	440.87	408.12	382.81	357.55	335.48
Stock of Flocks	220.00	244.00	244.00	244.00	244.00	244.00	244.00	244.00
Stock of Feed & supplements	0.00	80.00	80.00	80.00	80.00	80.00	80.00	80.00
Cash & bank Balances	119.12	135.95	213.38	271.99	351.86	445.58	522.16	609.85
Advance tax	0.00	25.82	56.78	51.11	62.29	71.42	64.10	70.23
TOTAL	910.38	1,007.41	1,072.62	1,087.98	1,146.27	1,223.81	1,267.81	1,339.56
Difference	0.00	0.00	0.00	0.00	0.00	0.00	0.00	0.00

